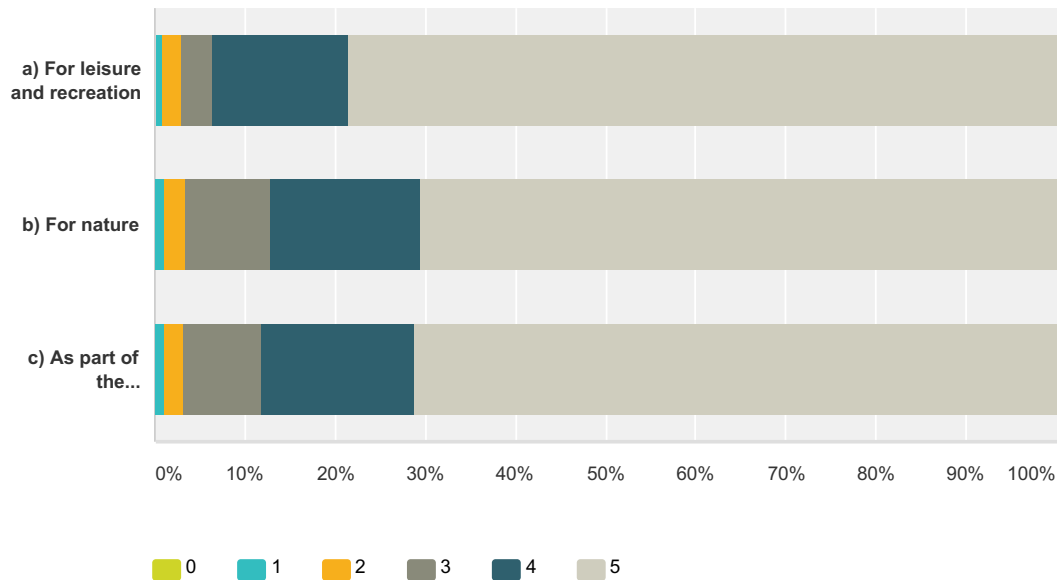


Q1 Please indicate the value that parks and open spaces have to you. Please provide a value score for each of the categories listed. 0 = not at all valued; 5 = highly valued

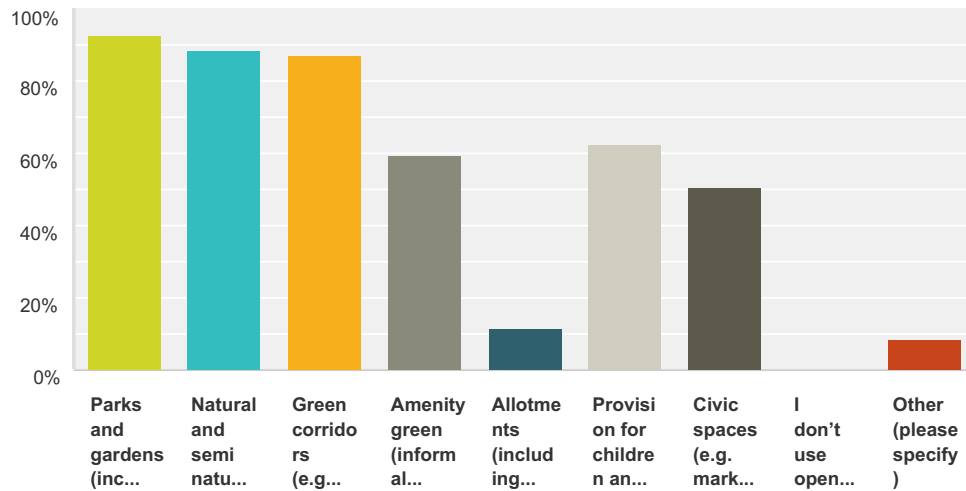
Answered: 377 Skipped: 3



	0	1	2	3	4	5	Total
a) For leisure and recreation	0.27% 1	0.53% 2	2.14% 8	3.48% 13	14.97% 56	78.61% 294	374
b) For nature	0.00% 0	1.06% 4	2.39% 9	9.31% 35	16.76% 63	70.48% 265	376
c) As part of the landscape/to look at	0.00% 0	1.07% 4	2.14% 8	8.58% 32	17.16% 64	71.05% 265	373

Q2 Please tick which type/s of open spaces you use. Please tick all that apply

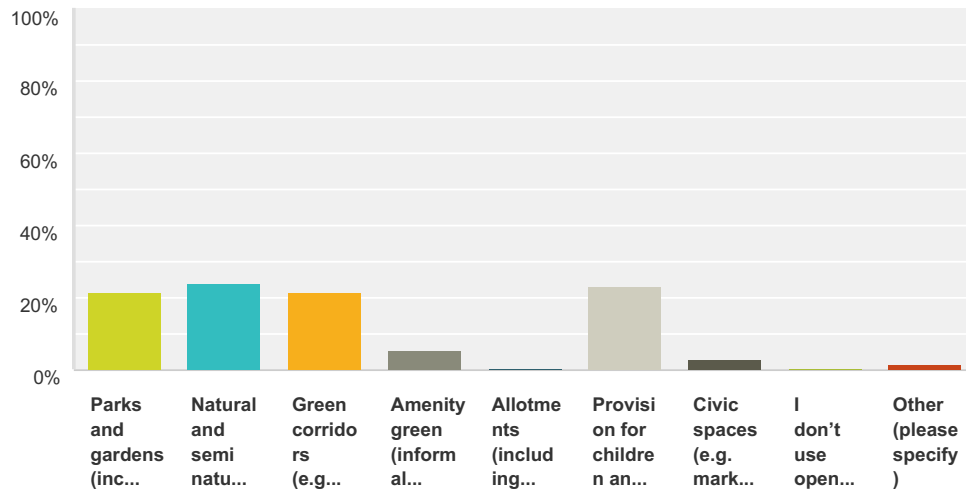
Answered: 379 Skipped: 1



Answer Choices	Responses	
Parks and gardens (including urban parks, country parks and formal gardens)	92.61%	351
Natural and semi natural green space (including woodlands, urban forestry, grasslands)	88.39%	335
Green corridors (e.g. cycleways, rights of way, beaches)	86.81%	329
Amenity green (informal recreation spaces, green spaces in neighbourhood areas/around housing areas)	59.37%	225
Allotments (including community gardens)	11.61%	44
Provision for children and young people (e.g. play areas, skateboard parks, 'hanging' out areas)	62.27%	236
Civic spaces (e.g. market squares and other hard surfaced areas designed for pedestrians)	50.66%	192
I don't use open spaces	0.00%	0
Other (please specify)	8.44%	32
Total Respondents: 379		

Q3 Please tick which type of open spaces you use most often. Please tick one option

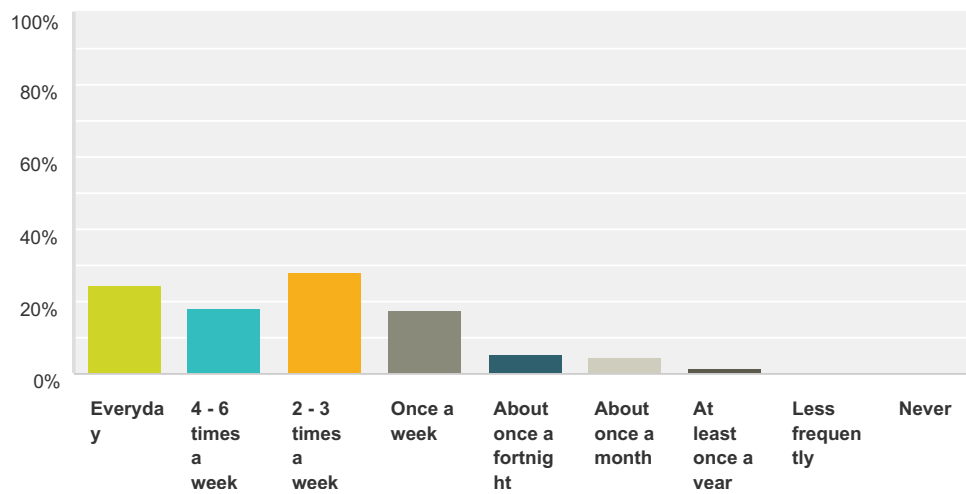
Answered: 378 Skipped: 2



Answer Choices	Responses	
Parks and gardens (including urban parks, country parks and formal gardens)	21.69%	82
Natural and semi natural green space (including woodlands, urban forestry, grasslands)	23.81%	90
Green corridors (e.g. cycleways, rights of way, beaches)	21.43%	81
Amenity green (informal recreation spaces, green spaces in neighbourhood areas/around housing areas)	5.29%	20
Allotments (including community gardens)	0.26%	1
Provision for children and young people (e.g. play areas, skateboard parks, 'hanging' out areas)	22.75%	86
Civic spaces (e.g. market squares and other hard surfaced areas designed for pedestrians)	3.17%	12
I don't use open spaces	0.26%	1
Other (please specify)	1.32%	5
Total		378

Q4 On average, how regularly do you use parks and open spaces in Shepway? Please tick one option

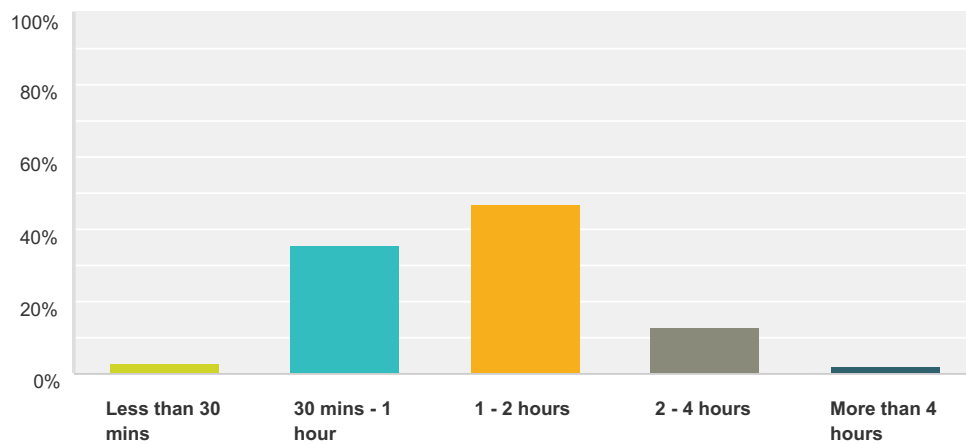
Answered: 378 Skipped: 2



Answer Choices	Responses	
Everyday	24.60%	93
4 - 6 times a week	17.99%	68
2 - 3 times a week	28.04%	106
Once a week	17.72%	67
About once a fortnight	5.29%	20
About once a month	4.50%	17
At least once a year	1.32%	5
Less frequently	0.53%	2
Never	0.00%	0
Total		378

Q5 How much time do you usually spend (per visit) using Shepway's parks and open spaces? Please tick one option

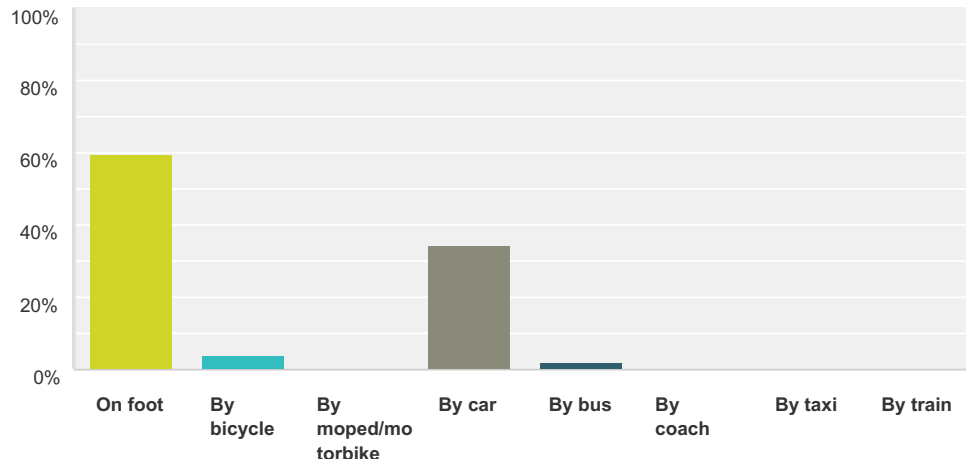
Answered: 379 Skipped: 1



Answer Choices	Responses	
Less than 30 mins	2.90%	11
30 mins - 1 hour	35.36%	134
1 - 2 hours	46.97%	178
2 - 4 hours	12.93%	49
More than 4 hours	1.85%	7
Total		379

Q6 What mode of transport do you use for the majority of your journey when going to the local park or open space you visit the most? Please tick one option

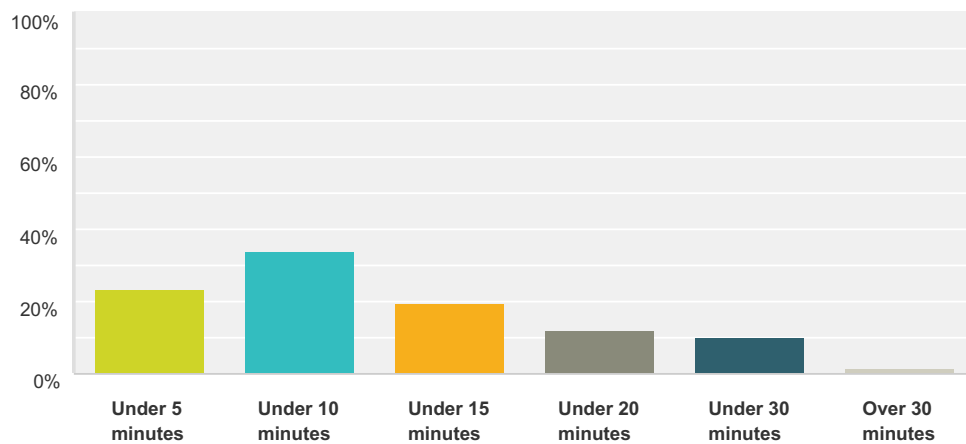
Answered: 379 Skipped: 1



Answer Choices	Responses	
On foot	59.37%	225
By bicycle	3.96%	15
By moped/motorbike	0.00%	0
By car	34.56%	131
By bus	2.11%	8
By coach	0.00%	0
By taxi	0.00%	0
By train	0.00%	0
Total		379

Q7 How long does it take to travel to the park or open space you visit the most? Please tick one option

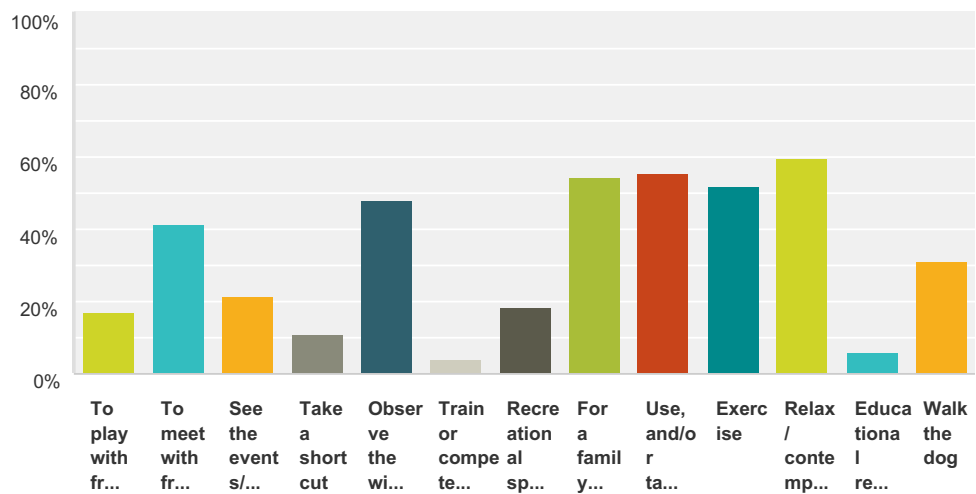
Answered: 379 Skipped: 1



Answer Choices	Responses	
Under 5 minutes	23.75%	90
Under 10 minutes	34.04%	129
Under 15 minutes	19.26%	73
Under 20 minutes	11.87%	45
Under 30 minutes	9.76%	37
Over 30 minutes	1.32%	5
Total		379

Q8 If you use parks or open spaces, what activities do you take part in when you visit them? Please tick all that apply

Answered: 378 Skipped: 2



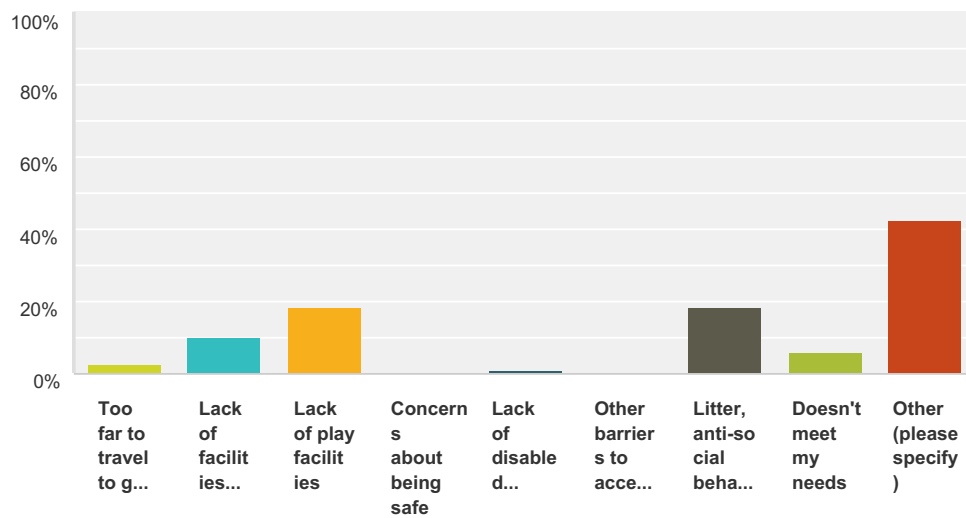
Answer Choices	Responses	
To play with friends	17.20%	65
To meet with friends	41.53%	157
See the events/entertainment	21.69%	82
Take a shortcut	11.11%	42
Observe the wildlife	48.15%	182
Train or compete as part of a sports club / team	3.97%	15
Recreational sport (e.g. football, basketball, jogging) with friends or alone	18.52%	70
For a family outing	54.50%	206
Use, and/or take children to use, the play facilities/equipment	55.29%	209
Exercise	51.85%	196
Relax / contemplate	59.52%	225
Educational reasons	6.08%	23
Walk the dog	31.22%	118
Total Respondents: 378		

Q9 What is the name of your most visited open space?

Answered: 351 Skipped: 29

Q10 If you don't use parks and open spaces regularly (i.e. once a month or less) why is this? Please tick one option

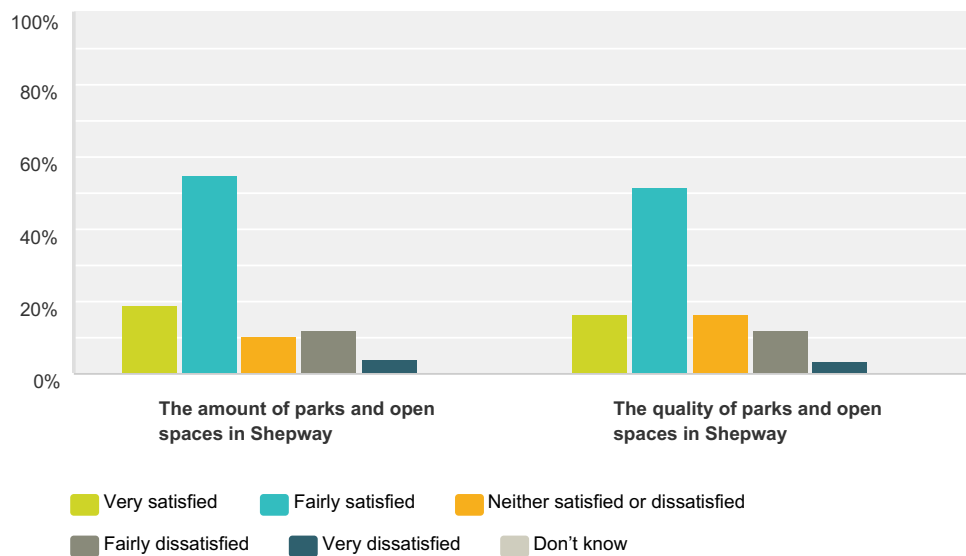
Answered: 80 Skipped: 300



Answer Choices	Responses	
Too far to travel to get to my nearest park	2.50%	2
Lack of facilities (bins, toilets, benches etc)	10.00%	8
Lack of play facilities	18.75%	15
Concerns about being safe	0.00%	0
Lack of disabled access	1.25%	1
Other barriers to access (unpleasant route to park, need to cross large roads, route not safe etc)	0.00%	0
Litter, anti-social behaviour, don't like the appearance of the park or open space	18.75%	15
Doesn't meet my needs	6.25%	5
Other (please specify)	42.50%	34
Total		80

Q11 Overall, how satisfied are you with the amount and quality of parks and open spaces in Shepway?

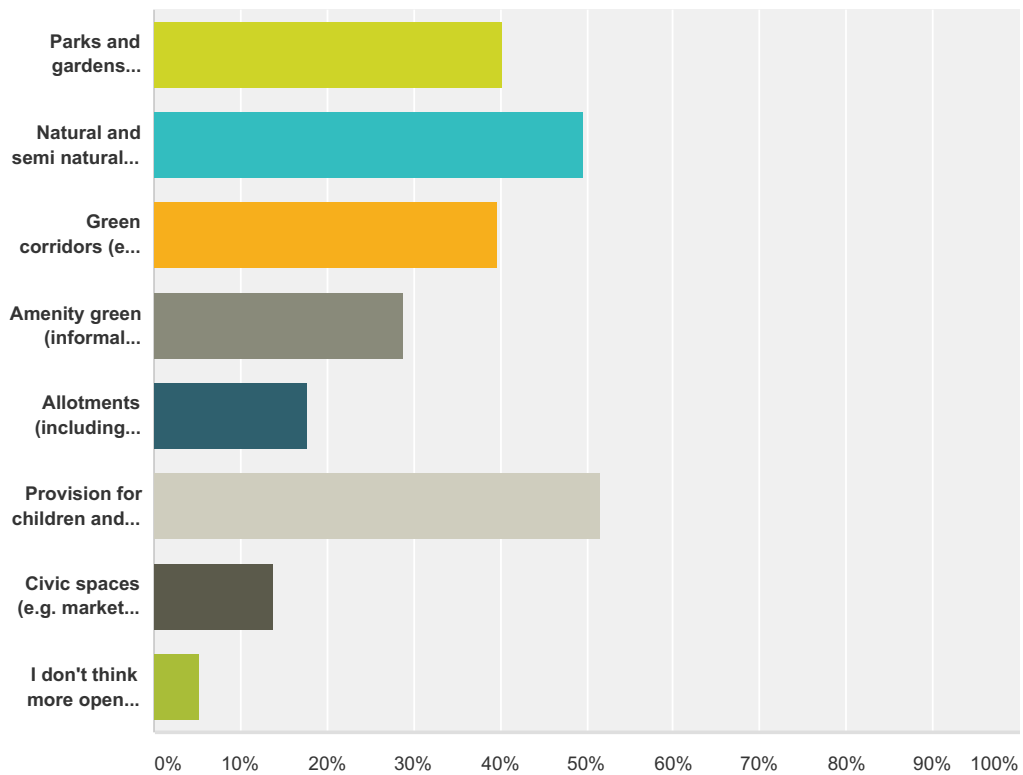
Answered: 293 Skipped: 87



	Very satisfied	Fairly satisfied	Neither satisfied or dissatisfied	Fairly dissatisfied	Very dissatisfied	Don't know	Total
The amount of parks and open spaces in Shepway	19.18% 56	54.79% 160	10.27% 30	11.99% 35	3.77% 11	0.00% 0	292
The quality of parks and open spaces in Shepway	16.32% 47	51.39% 148	16.67% 48	12.15% 35	3.47% 10	0.00% 0	288

Q12 If you think more open spaces are needed, what type of open space should this be? Please tick all that apply

Answered: 270 Skipped: 110



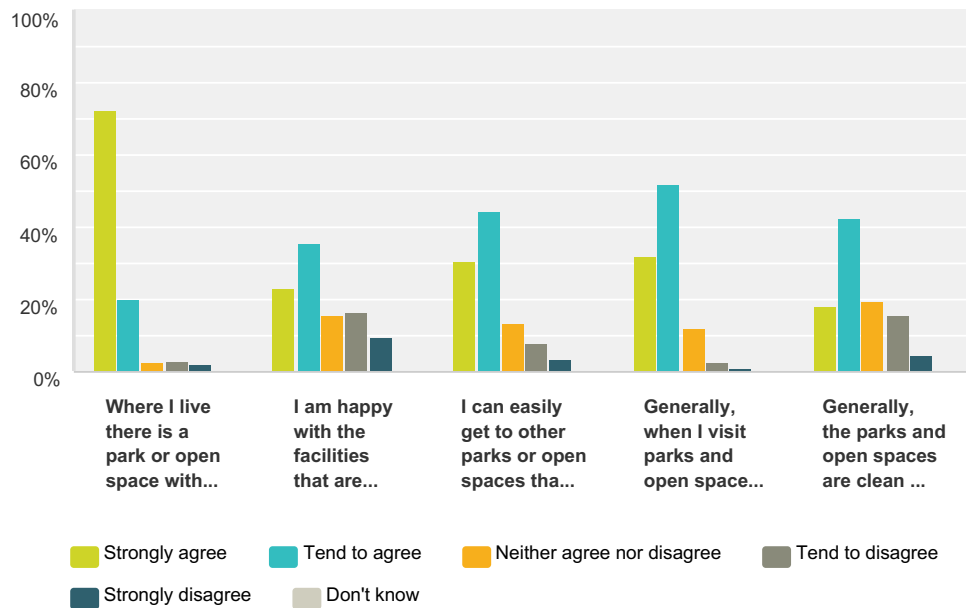
Answer Choices	Responses	
Parks and gardens (including urban parks, country parks and formal gardens)	40.37%	109
Natural and semi natural green space (including woodlands, urban forestry, grasslands)	49.63%	134
Green corridors (e.g. cycleways, rights of way, beaches)	39.63%	107
Amenity green (informal recreation spaces, green spaces in neighbourhood areas/around housing areas)	28.89%	78
Allotments (including community gardens)	17.78%	48
Provision for children and young people (e.g. play areas, skateboard parks, 'hanging' out areas)	51.48%	139
Civic spaces (e.g. market squares and other hard surfaced areas designed for pedestrians)	13.70%	37
I don't think more open spaces are needed	5.19%	14
Total Respondents: 270		

Q13 If you would like to give more information about your level of satisfaction or dissatisfaction with the quality of parks and open spaces in Shepway (question 11) please do so here:

Answered: 112 Skipped: 268

Q14 We would like to know the extent to which you agree or disagree with the following statements.

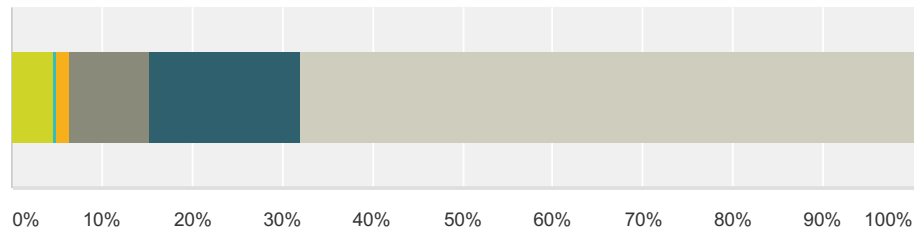
Answered: 294 Skipped: 86



	Strongly agree	Tend to agree	Neither agree nor disagree	Tend to disagree	Strongly disagree	Don't know	Total
Where I live there is a park or open space within easy walking distance of my home	72.45% 213	20.07% 59	2.38% 7	3.06% 9	2.04% 6	0.00% 0	294
I am happy with the facilities that are available in my nearest park or open space	22.79% 67	35.37% 104	15.65% 46	16.33% 48	9.52% 28	0.34% 1	294
I can easily get to other parks or open spaces that provide the facilities I need	30.72% 90	44.37% 130	13.31% 39	8.19% 24	3.41% 10	0.00% 0	293
Generally, when I visit parks and open spaces I feel safe	32.08% 94	52.22% 153	11.95% 35	2.73% 8	1.02% 3	0.00% 0	293
Generally, the parks and open spaces are clean and well maintained	18.03% 53	42.52% 125	19.39% 57	15.65% 46	4.42% 13	0.00% 0	294

Q15 With regards to allotment/s and community garden/s in Shepway, please select from the following. Please tick one option

Answered: 277 Skipped: 103



- I currently use an allotment or community garden in Shepway
- I currently use an allotment or community garden outside of Shepway
- I am on a waiting list for an allotment
- I am not on a waiting list for an allotment, but would be interested in managing a plot*
- I am not interested in allotments or community gardens
- I do not have an allotment or community garden

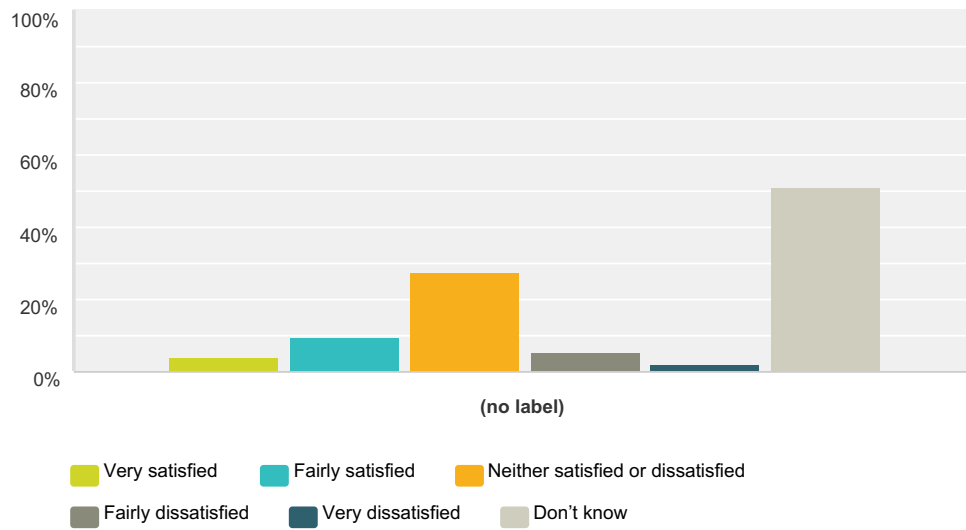
Answer Choices	Responses	
I currently use an allotment or community garden in Shepway	4.69%	13
I currently use an allotment or community garden outside of Shepway	0.36%	1
I am on a waiting list for an allotment	1.44%	4
I am not on a waiting list for an allotment, but would be interested in managing a plot*	8.66%	24
I am not interested in allotments or community gardens	16.97%	47
I do not have an allotment or community garden	67.87%	188
Total		277

**Q16 Which allotment or community garden
do you use?**

Answered: 19 Skipped: 361

Q17 How satisfied are you with the quality of allotments or community gardens in Shepway ?

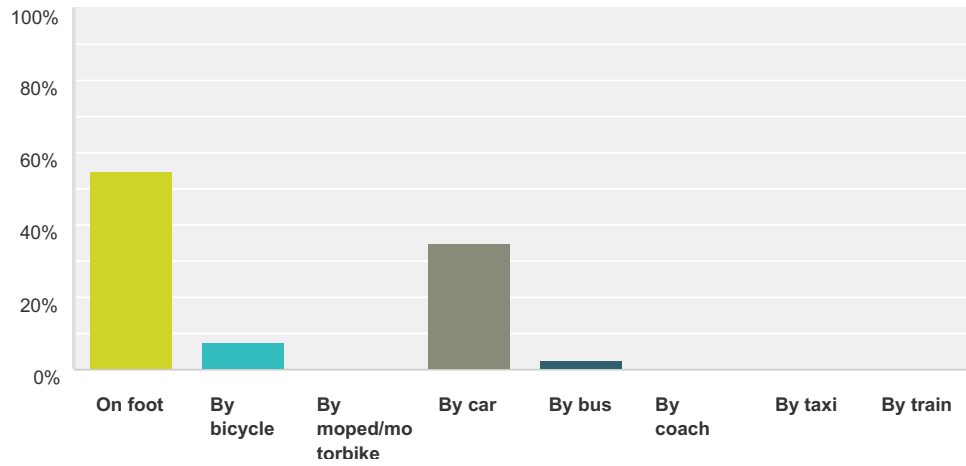
Answered: 196 Skipped: 184



	Very satisfied	Fairly satisfied	Neither satisfied or dissatisfied	Fairly dissatisfied	Very dissatisfied	Don't know	Total	Weighted Average
(no label)	4.08% 8	9.69% 19	27.55% 54	5.61% 11	2.04% 4	51.02% 100	196	4.45

Q18 What mode of transport do you use for the majority of your journey when going to your allotment plot or community garden? Please tick one option

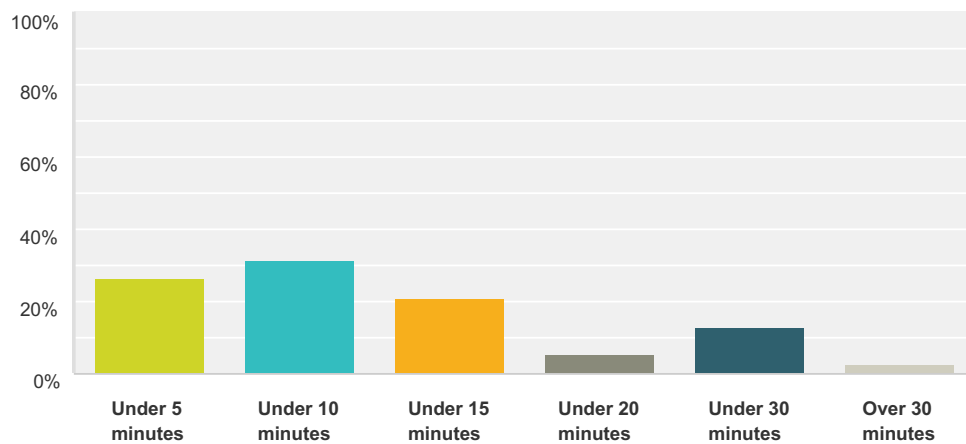
Answered: 40 Skipped: 340



Answer Choices	Responses	
On foot	55.00%	22
By bicycle	7.50%	3
By moped/motorbike	0.00%	0
By car	35.00%	14
By bus	2.50%	1
By coach	0.00%	0
By taxi	0.00%	0
By train	0.00%	0
Total		40

Q19 How long does it take to travel to your allotment plot or community garden?
Please tick one option

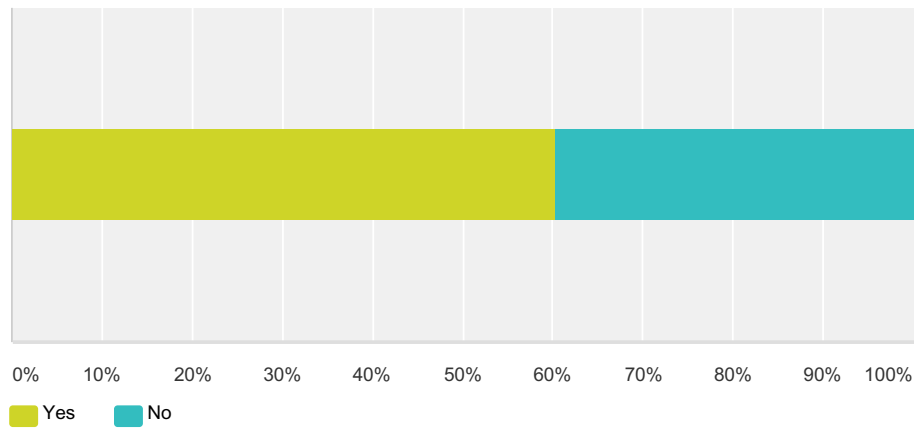
Answered: 38 Skipped: 342



Answer Choices	Responses	
Under 5 minutes	26.32%	10
Under 10 minutes	31.58%	12
Under 15 minutes	21.05%	8
Under 20 minutes	5.26%	2
Under 30 minutes	13.16%	5
Over 30 minutes	2.63%	1
Total		38

Q20 Do you use equipped play facilities in Shepway?

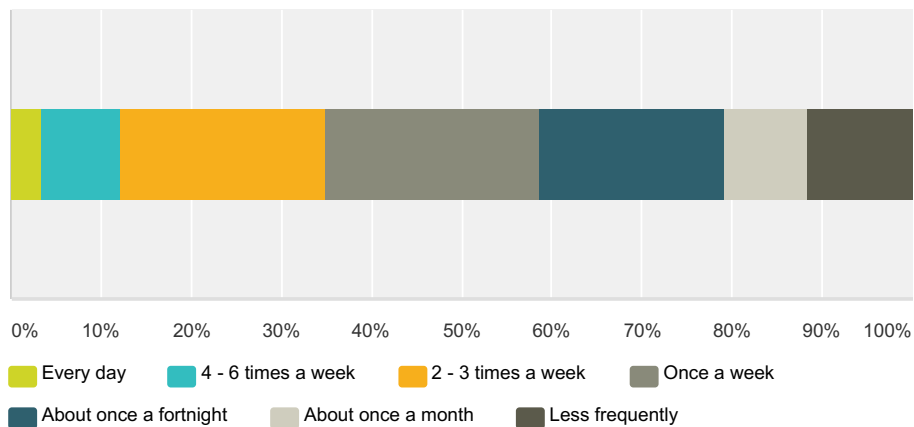
Answered: 277 Skipped: 103



Answer Choices	Responses	
Yes	60.29%	167
No	39.71%	110
Total		277

Q21 If yes, how regularly do you use them? Please tick one option

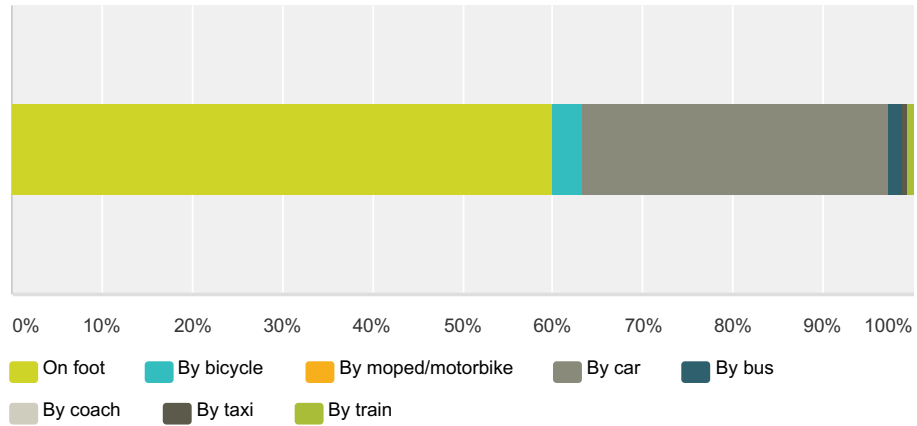
Answered: 172 Skipped: 208



Answer Choices	Responses	
Every day	3.49%	6
4 - 6 times a week	8.72%	15
2 - 3 times a week	22.67%	39
Once a week	23.84%	41
About once a fortnight	20.35%	35
About once a month	9.30%	16
Less frequently	11.63%	20
Total		172

Q22 What mode of transport do you use for the majority of your journey when going to the play facility you visit most often? Please tick one option

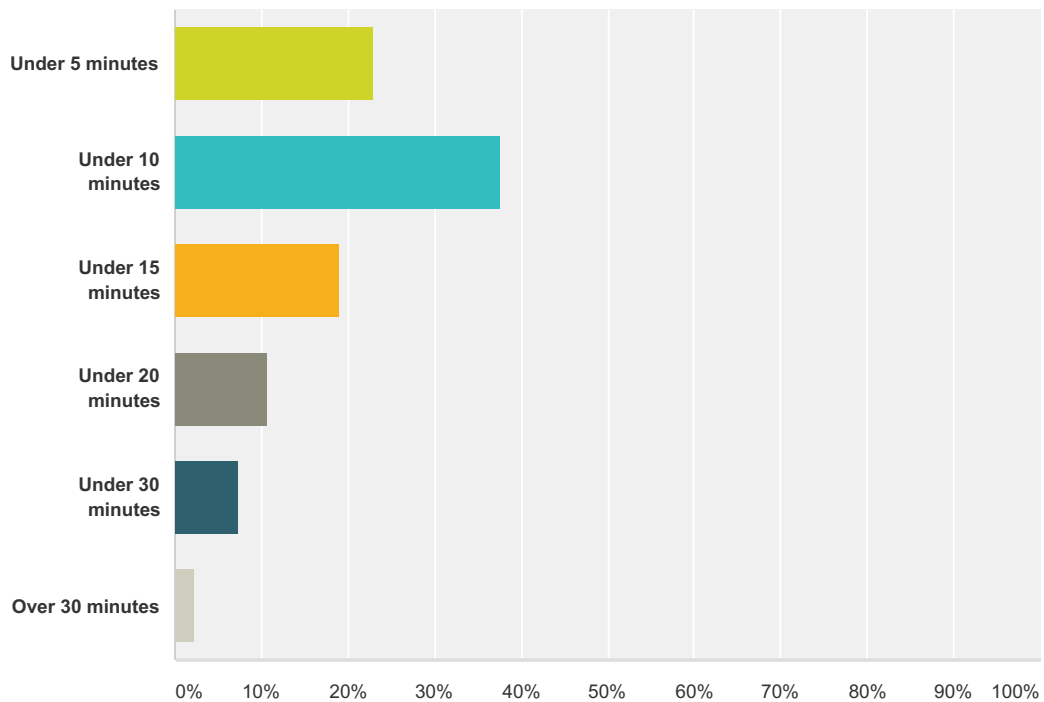
Answered: 177 Skipped: 203



Answer Choices	Responses	
On foot	59.89%	106
By bicycle	3.39%	6
By moped/motorbike	0.00%	0
By car	33.90%	60
By bus	1.69%	3
By coach	0.00%	0
By taxi	0.56%	1
By train	0.56%	1
Total		177

Q23 How long does it take to travel to the play facility you visit most often? Please tick one option

Answered: 178 Skipped: 202



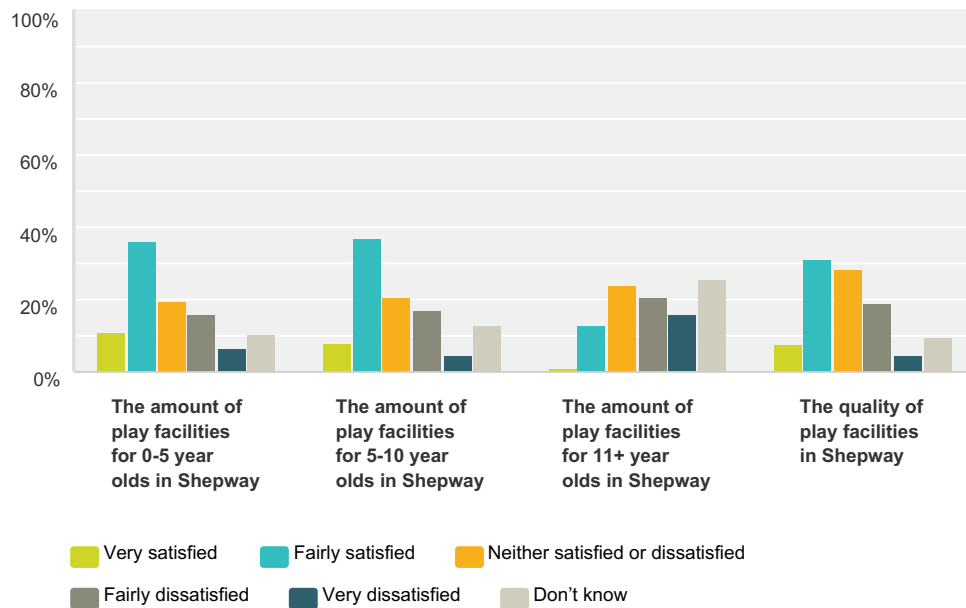
Answer Choices	Responses	
Under 5 minutes	23.03%	41
Under 10 minutes	37.64%	67
Under 15 minutes	19.10%	34
Under 20 minutes	10.67%	19
Under 30 minutes	7.30%	13
Over 30 minutes	2.25%	4
Total		178

Q24 What is the play facility you visit most often?

Answered: 165 Skipped: 215

Q25 Overall, how satisfied are you with the amount and quality of equipped play facilities in Shepway ?

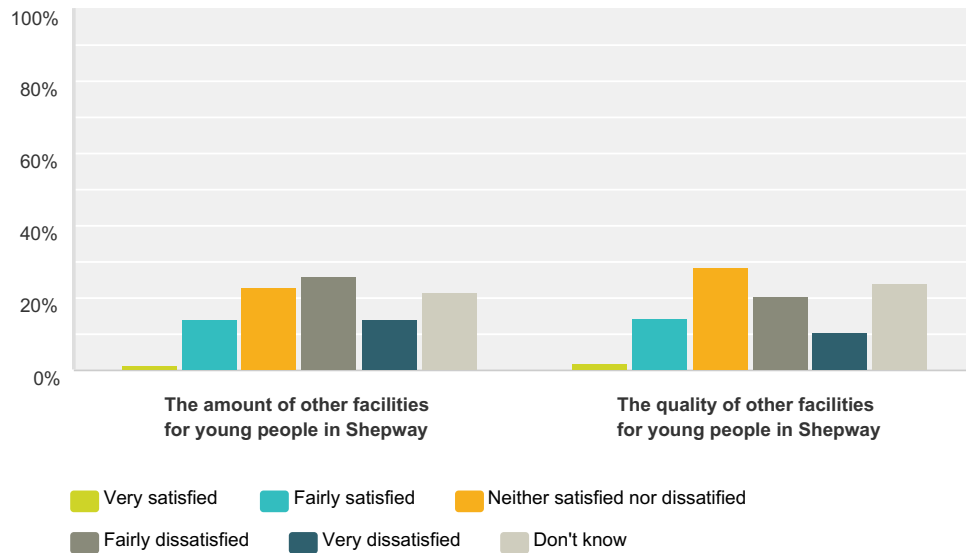
Answered: 221 Skipped: 159



	Very satisfied	Fairly satisfied	Neither satisfied or dissatisfied	Fairly dissatisfied	Very dissatisfied	Don't know	Total
The amount of play facilities for 0-5 year olds in Shepway	11.01% 24	36.24% 79	19.72% 43	16.06% 35	6.42% 14	10.55% 23	218
The amount of play facilities for 5-10 year olds in Shepway	8.02% 17	36.79% 78	20.28% 43	16.98% 36	4.72% 10	13.21% 28	212
The amount of play facilities for 11+ year olds in Shepway	0.95% 2	12.80% 27	24.17% 51	20.38% 43	16.11% 34	25.59% 54	211
The quality of play facilities in Shepway	7.44% 16	31.16% 67	28.37% 61	19.07% 41	4.65% 10	9.30% 20	215

Q26 Overall, how satisfied are you with the amount and quality of other facilities for young people in Shepway? (e.g. skate parks, teen shelters, bmx tracks, climbing walls, green gyms etc.)

Answered: 228 Skipped: 152



	Very satisfied	Fairly satisfied	Neither satisfied nor dissatisfied	Fairly dissatisfied	Very dissatisfied	Don't know	Total
The amount of other facilities for young people in Shepway	1.32% 3	14.04% 32	23.25% 53	25.88% 59	14.04% 32	21.49% 49	228
The quality of other facilities for young people in Shepway	2.24% 5	14.35% 32	28.25% 63	20.63% 46	10.31% 23	24.22% 54	223

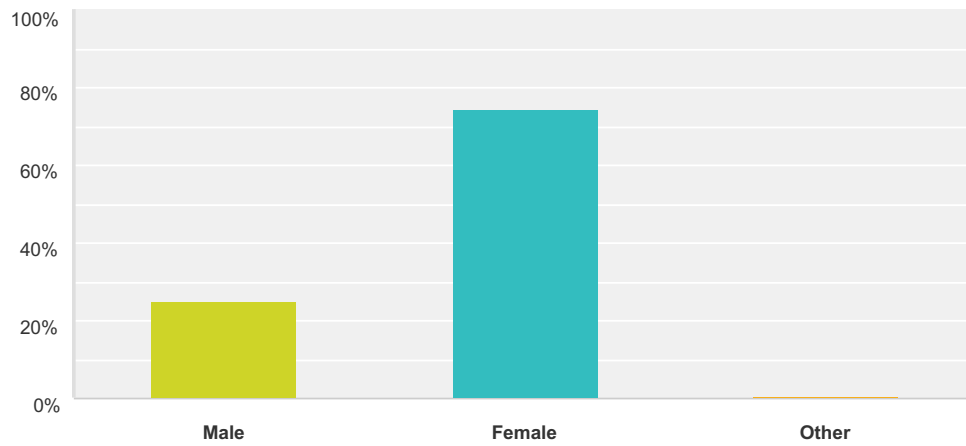
**Q27 Any further comments on play facilities
in Shepway?**

Answered: 66 Skipped: 314

Shepway Open Space and Play Area Survey

Q28 Gender

Answered: 352 Skipped: 28

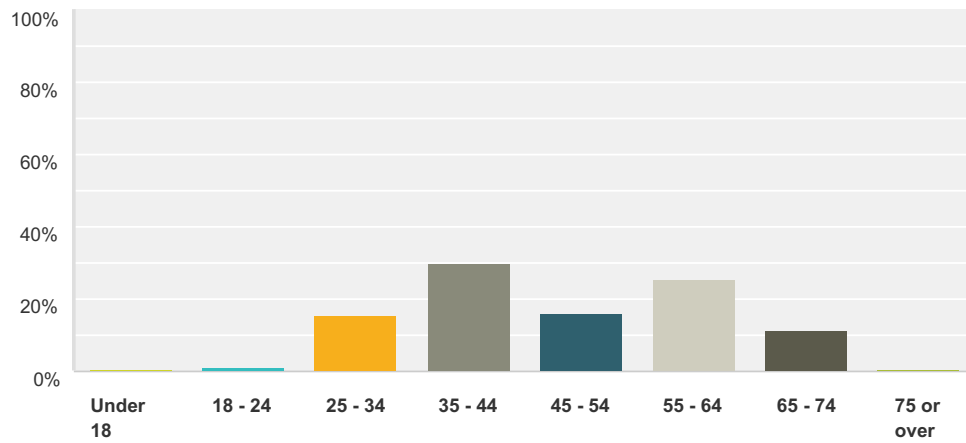


Answer Choices	Responses	
Male	25.00%	88
Female	74.43%	262
Other	0.57%	2
Total		352

Shepway Open Space and Play Area Survey

Q29 Age band

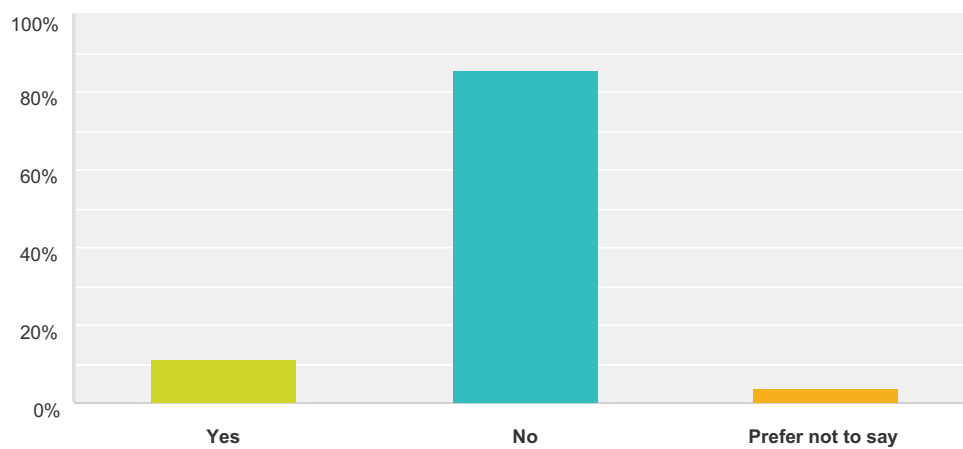
Answered: 354 Skipped: 26



Answer Choices	Responses
Under 18	0.28% 1
18 - 24	0.85% 3
25 - 34	15.25% 54
35 - 44	29.94% 106
45 - 54	16.10% 57
55 - 64	25.42% 90
65 - 74	11.58% 41
75 or over	0.56% 2
Total	354

Q30 Do you consider yourself to have any conditions or disabilities which limit your daily activities?

Answered: 356 Skipped: 24



Answer Choices	Responses	
Yes	10.96%	39
No	85.39%	304
Prefer not to say	3.65%	13
Total		356

Q31 What is your ethnic group?

Answered: 355 Skipped: 25



Q32 Please provide us with your home postcode* (Please include the space e.g. xxx xxx)*This survey is completely anonymous and information will be used to inform local opinion on open space and play area provision. The postcode data will be used to assess how far people are travelling to reach their most visited open space.

Answered: 357 Skipped: 23